

**DESCRIPTION:**

- A screw-in cartridge, needle valve.
- Close with clockwise rotation of Flow Adjustment Hex.
- Open with counterclockwise rotation of Flow Adjustment Hex.
- Snub Needle with 3/4" Hex Packing Nut.
- Fits Doering C-8542 Cavity ( 10-2 Industry-common cavity)

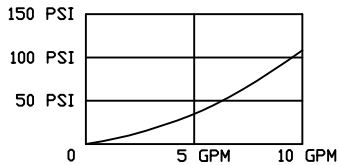
**FEATURES:**

- Positive shut off for gases or liquids.
- Pressures to 5,000 PSIG, Port 1
- Pressures to 3,000 PSIG, Port 2

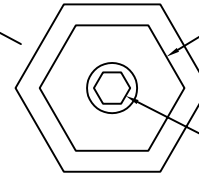
**MATERIALS:**

- Cartridge: 303 / 304 SST & 17-4 SST hardened work surfaces. Kel-F seat, Graphite packing seal. Buna N and Teflon O-rings, Teflon back up standard.
- Install with 20 to 30 foot pounds torque on 1" Hex.
- Lubricate seals and threads before installation.

• PRESSURE DROP / FLOW



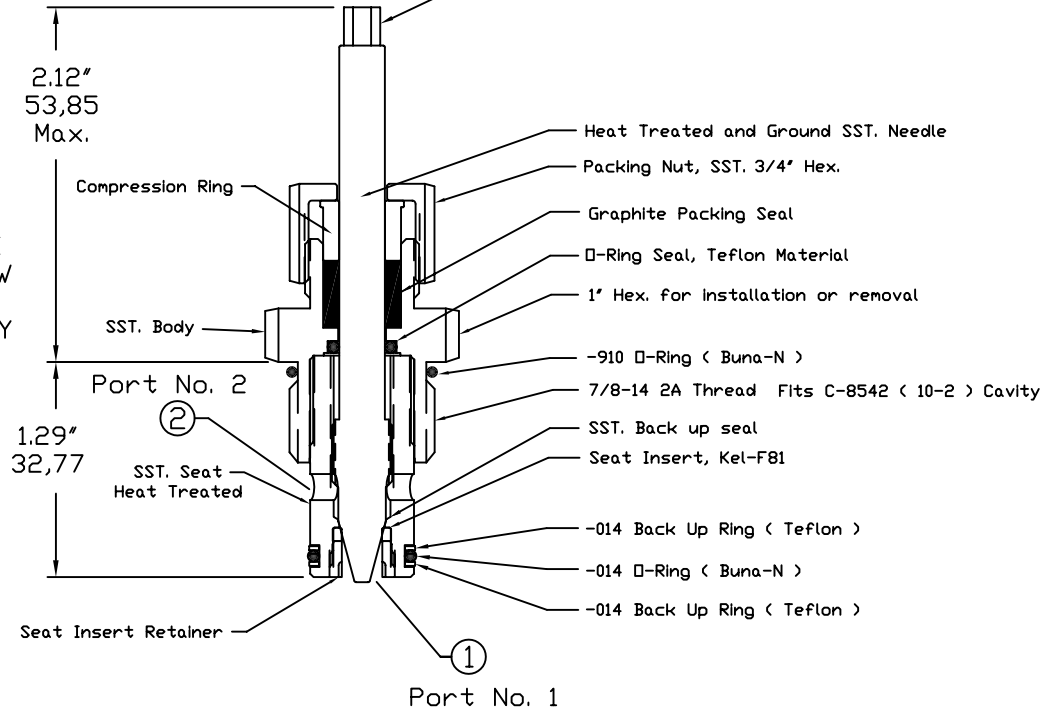
TOP VIEW



3/4" Hex Packing Nut  
Provides compression on Graphite Packing. This provides a secondary seal on the stem and helps prevent unintentional rotation of Needle adjustment.

Flow Adjustment Hex ( 3/16" Hex. )  
External. Use 3/16 Nut Driver to adjust.

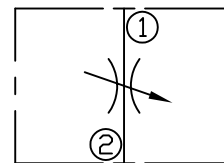
SIDE VIEW CUT AWAY



**ORDER INFORMATION:**

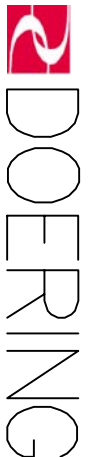
Doering Needle Valve  
Part Number 1202022\*\*\*\*\*

Material Option: -S316  
Enter -S316 for 316 & 17-4 SST



GRAPHIC SYMBOL

DNV SERIES  
DOERING  
NEEDLE VALVE



6343 RIVER ROAD SE ■ CLEAR LAKE, MN 55319 USA  
Telephone: 320-743-2276 ■ Fax: 320-743-3723  
mailto:mailbox@doering.com ■ www.doering.com