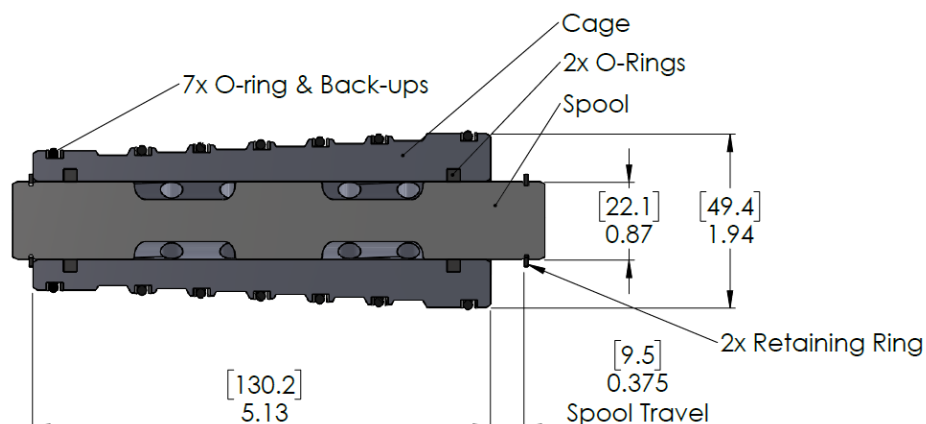
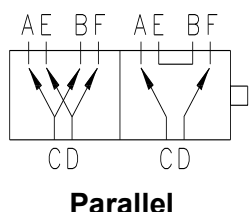
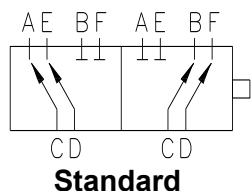


IDS– Manifold Insert Double Selector Hydraulic Valve 6 Way

Functional Symbol:



Description:

The IDS is a two position, double selector manifold insert valve which directs the flow of hydraulic fluid to two separate hydraulic circuits. This allows operation of two double acting cylinders with one four-way control valve or four-single acting cylinders with two-three-way control valves.

Operation:

The IDS two position double selector valve is of the open-crossover type. When the spool is moved and one pair of outlet ports start to close, the other pair of outlet ports start to open.

Features:

- Easy Manifold Insert Selector Option
- Chrome Plated Spool for wear resistance
- High-Tensile Cast Iron Cage
- Multiple Spool Actuation Options

Flow Capacity	Pressure Rating	Temperature Range
40 GPM 151 (L/MIN)	3000 PSI (207 Bar)	-22° to + 194° F -30° to + 90° C

Model Number	Spool Size (Flow)	Spool Type Options	Spool Actuator	Seal Material
IDS	A 40 GPM	S Standard Spool P Parallel	00 Black Plastic Knob 10 No Actuator 25 Alum Knob 30 Handle Kit/ standard 37 Handle w bar link 10.5" 37R Handle w bar link 10.5", Reverse 40 Clevis	N Buna-N (Nitrile) V Viton